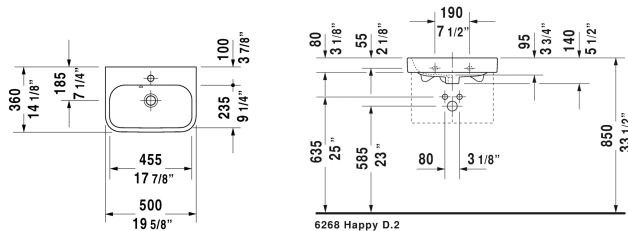


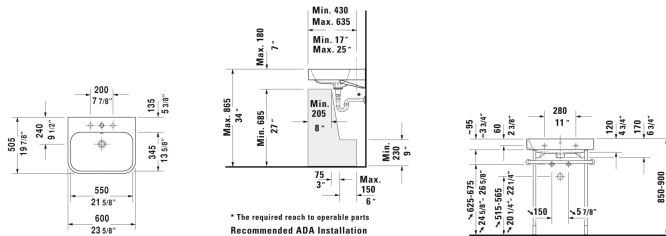
Happy D.2 Furniture handrinse basin # 0710500000

| < 19 5/8" Inch > |



Furniture handrinse basin	Dimension	Weight	Order number
with overflow, with faucet deck, overflow clip Chrome included, underside fully glazed, hardware included, wall-mounted, cUPC® listed*, 19 5/8" Inch			
Colors			
00 White			
Variant			
●	19 5/8" x 14 1/8" Inch	22.3 lb	0710500000
Infobox			
* Complies with following standards: ASME A112.19.2/CSA B45.1			

All drawings contain the necessary measurements which are subject to standard tolerances. They are stated in inch & mm and are non-binding. Exact measurements, in particular for customized installation scenarios, can only be taken from the finished ceramic piece.

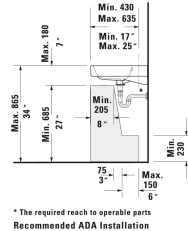
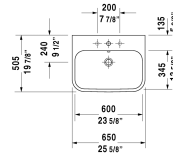
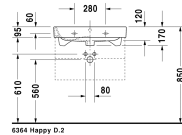
Happy D.2 Furniture washbasin ☺ # 2318600000 / 2318600030
< 23 5/8" Inch >


Furniture washbasin	Dimension	Weight	Order number
with overflow, with faucet deck, overflow clip Chrome included, wall-mounted, hardware included, 23 5/8" Inch			
Colors			
00 White			
Variant			
●	23 5/8" x 19 7/8" Inch	39.5 lb	2318600000
● ● ●	23 5/8" x 19 7/8" Inch	39.5 lb	2318600030
Infobox			
Washbasin is not ADA compliant in combination with pedestal, siphon cover or metal console			
Space-saving siphon	1 1/4" Inch	0.9 lb	005076
Design Siphon		3.3 lb	005036
Suitable products			
Metal console Chrome, height adjustable +2", for washbasin # 231860,			003028

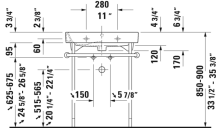
All drawings contain the necessary measurements which are subject to standard tolerances. They are stated in inch & mm and are non-binding. Exact measurements, in particular for customized installation scenarios, can only be taken from the finished ceramic piece.

Happy D.2 Furniture washbasin ☪ # 2318650000 / 2318650087

< 25 5/8" Inch >

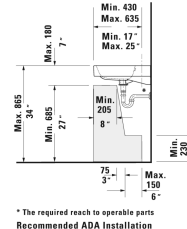
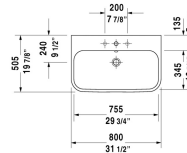
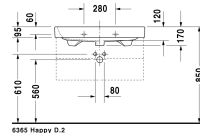


* The required reach to operable parts
Recommended ADA Installation

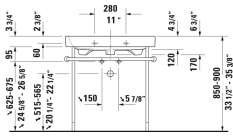


Furniture washbasin	Dimension	Weight	Order number
with overflow, with faucet deck, overflow clip Chrome included, underside fully glazed, hardware included, wall-mounted, cUPC® listed*, 25 5/8" Inch			
Colors			
00 White			
Variant			
●	25 5/8" x 19 7/8" Inch	46.3 lb	2318650000
● ● ●	25 5/8" x 19 7/8" Inch	46.3 lb	2318650087
Infobox			
* Complies with following standards: ASME A112.19.2/CSA B45.1, Washbasin is not ADA compliant in combination with pedestal, siphon cover or metal console			
Space-saving siphon	1 1/4" Inch	0.9 lb	005076
Suitable products			
Metal console height adjustable +2", Chrome, for washbasin # 231865,			003078

All drawings contain the necessary measurements which are subject to standard tolerances. They are stated in inch & mm and are non-binding. Exact measurements, in particular for customized installation scenarios, can only be taken from the finished ceramic piece.



* The required reach to operable parts
Recommended ADA Installation

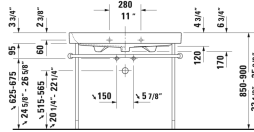
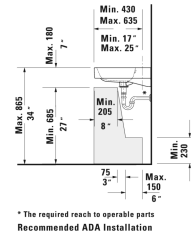
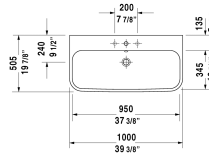
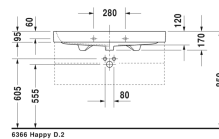


Furniture washbasin	Dimension	Weight	Order number
with overflow, with faucet deck, overflow clip Chrome included, underside fully glazed, hardware included, wall-mounted, 31 1/2" Inch			
Colors			
00 White			
Variant			
●	31 1/2" x 19 7/8" Inch	57.1 lb	2318800000
● ● ●	31 1/2" x 19 7/8" Inch	57.1 lb	2318800030
Infobox			
Washbasin is not ADA compliant in combination with pedestal, siphon cover or metal console			
Space-saving siphon	1 1/4" Inch	0.9 lb	005076
Suitable products			
Metal console height adjustable +2", Chrome, for washbasin # 231880, 26 1/8" x 19 1/4" Inch	26 1/8" x 19 1/4" Inch		003077

All drawings contain the necessary measurements which are subject to standard tolerances. They are stated in inch & mm and are non-binding. Exact measurements, in particular for customized installation scenarios, can only be taken from the finished ceramic piece.

Happy D.2 Furniture washbasin ☪ # 2318100000 / 2318100030

< 39 3/8" Inch >



Furniture washbasin	Dimension	Weight	Order number
with overflow, with faucet deck, overflow clip Chrome included, underside fully glazed, hardware included, wall-mounted, CUPC® listed*, 39 3/8" Inch			
Colors			
00 White			
Variant			
●	39 3/8" x 19 7/8" Inch	59.5 lb	2318100000
● ● ●	39 3/8" x 19 7/8" Inch	59.5 lb	2318100030
Infobox			
* Complies with following standards: ASME A112.19.2/CSA B45.1, Washbasin is not ADA compliant in combination with pedestal, siphon cover or metal console			
Space-saving siphon	1 1/4" Inch	0.9 lb	005076
Suitable products			
Metal console height adjustable +2", Chrome, for washbasin # 231810,			003076

All drawings contain the necessary measurements which are subject to standard tolerances. They are stated in inch & mm and are non-binding. Exact measurements, in particular for customized installation scenarios, can only be taken from the finished ceramic piece.