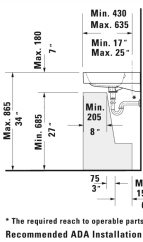
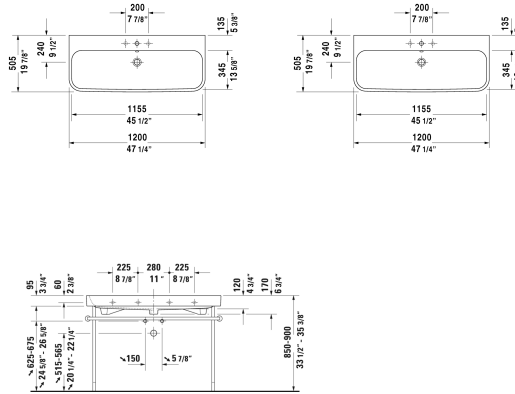
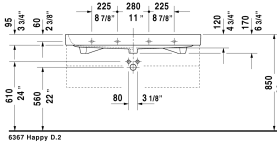


Happy D.2 Furniture washbasin ☯ # 2318120000 / 2318120030

< 47 1/4" Inch >



* The required reach to operate parts
Recommended ADA Installation

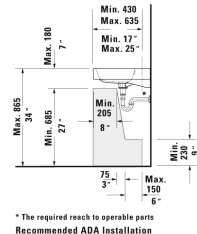
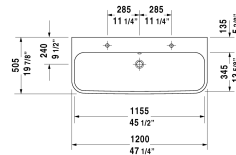
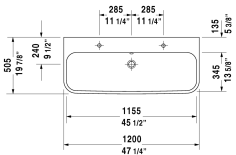
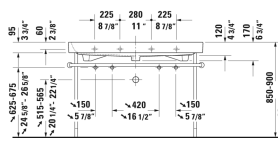
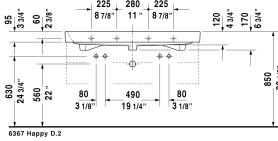


Furniture washbasin	Dimension	Weight	Order number
with overflow, with faucet deck, overflow clip Chrome included, underside fully glazed, hardware included, wall-mounted, 47 1/4" Inch			
Colors			
00 White			
Variant			
●	47 1/4" x 19 7/8" Inch	72.8 lb	2318120000
●●●	47 1/4" x 19 7/8" Inch	72.8 lb	2318120030
Infobox			
When installing ceramics larger than 47 1/4", 2 sets of basin hardware # 6951000000 are required, Washbasin is not ADA compliant in combination with pedestal, siphon cover or metal console			
Space-saving siphon	1 1/4" Inch	0.9 lb	005076
Suitable products			
Metal console Chrome, height adjustable +2", for washbasin # 231812,			003079

All drawings contain the necessary measurements which are subject to standard tolerances. They are stated in inch & mm and are non-binding. Exact measurements, in particular for customized installation scenarios, can only be taken from the finished ceramic piece.

Happy D.2 Furniture washbasin ♿ # 2318120024

< 47 1/4" Inch >



Furniture washbasin	Dimension	Weight	Order number
with overflow, with faucet deck, overflow clip Chrome included, underside fully glazed, hardware included, wall-mounted, 47 1/4" Inch			
Colors			
00 White			
Variant			
● ●	47 1/4" x 19 7/8" Inch	72.8 lb	2318120024
Infobox			
When installing ceramics larger than 47 1/4", 2 sets of basin hardware # 6951000000 are required, Washbasin is not ADA compliant in combination with pedestal, siphon cover or metal console			
Space-saving siphon	1 1/4" Inch	0.9 lb	005076
Suitable products			
Metal console Chrome, height adjustable +2", for washbasin # 231812,			003079

All drawings contain the necessary measurements which are subject to standard tolerances. They are stated in inch & mm and are non-binding. Exact measurements, in particular for customized installation scenarios, can only be taken from the finished ceramic piece.