

GEBERIT URINAL ACTUATORS

Single-Flush Actuators for Urinals

SPECIFICATIONS

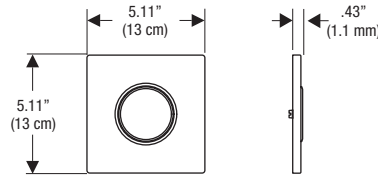
Actuators for concealed urinal carrier system. Actuator flush plates shall be glass, zinc die-cast, molded plastic or fabricated stainless steel and plated to guard against scratches. All components shall be compliant with applicable codes and product standards.

FEATURES

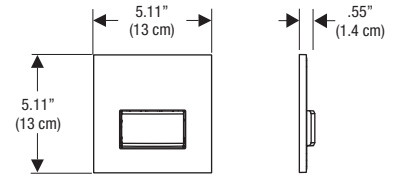
- Designed to maintain appearance push after push
- Moving parts are accessible behind actuator flush plate
- Made of molded plastic, stainless steel or zinc
- Available in a variety of unique combinations of finish/color
- Initiates flush of 0.125 GPF (0.5 LPF) or 0.5 GPF (1.9 LPF) when used with Geberit Duofix carrier 111.625.00.1 for urinals
- Touch free versions allow wireless remote setting, operation and monitoring via Geberit Connect smartphone app (via Bluetooth® enabled iOS or Android smartphones) or via Geberit Service Handy (via IR interface)
- Includes mounting plate and hardware

DIMENSIONS

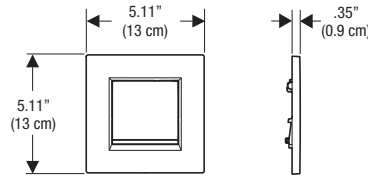
Type 10 Single-Flush Actuator Plate



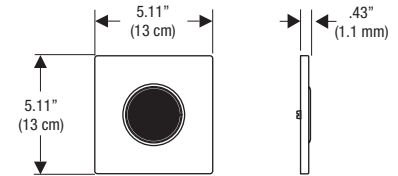
Type 50 Single-Flush Actuator Plate



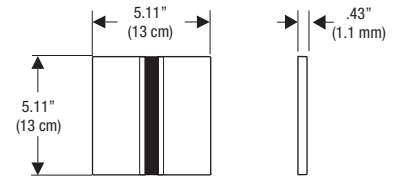
Type 30 Single-Flush Actuator Plate



Type 10 Hands Free Actuator Plate



Type 50 Hands Free Actuator Plate



Complies with latest editions of:

- ASSE 1037/ ASME A112.1037/ CSA B125.37
- EPA WaterSense® Specification for Flushing Urinals

WARRANTY

- One-year limited warranty on manual flush plates
- Brushed Stainless Steel and PVD flush plate finish: 5 years (residential); One year: public
- Electronic components: 2 years from installation

NOTE:
0.5 GPF (1.9 LPF) actuators are not intended to be sold in California.



Geberit
2100 S. Clearwater Drive
Des Plaines, IL 60018
USA

P 847-803-7777
F 847-849-1845

www.geberit.us

Actuators

0.5 GPF (1.9 LPF) flush volume

Style	Material	Finish	Model No.
	Zinc	Customer supplied inlay	116.016.00.5
		Alpine White	116.016.11.5
		Black	116.016.DW.5
		Brushed Chrome	116.016.GH.5
	Glass	Lava Glass	116.016.JK.5
		Grey Sand Glass	116.016.JL.5
	Stainless	Brushed Stainless Steel	116.015.SN.1
		Matte Black Coated, Black Accent NEW!	116.015.16.1
		Black, Matte Black Accent NEW!	116.015.DW.1
	Plastic	Polished Chrome, Matte Chrome Accent	116.017.KH.1
		White, Polished Chrome Accent	116.017.KJ.1
		Matte Black Coated, Black Accent NEW!	116.017.16.1
		Black, Matte Black Accent NEW!	116.017.DW.1

Products marked with comply with the American Disabilities Act (ADA) when installed per the requirements of the latest ADA Accessibility Guidelines (ADAAG) and/or ICC/ANSI A117.1.



ARCHITECT/ENGINEER APPROVAL

Job Name: _____

Date: _____ Quantity: _____

Model Specified: _____

Variations Specified: _____

Customer/Wholesaler: _____

Contractor: _____



Architect: _____

GEBERIT URINAL ACTUATORS

Single-Flush Actuators for Urinals



Hands-Free Actuators

0.5 GPF (1.9 LPF) flush volume

Style	Material	Finish	Model No.
	Stainless	Brushed Stainless Steel (Battery/DC Power)	116.035.SN.1
		Matte Black Coated, Black Accent NEW!	116.035.16.1
		Black, Matte Black Accent NEW!	116.035.DW.1
		Brushed Stainless Steel (AC Power – CLASS 2 power supply transformer included)	116.025.SN.1
		Matte Black Coated, Black Accent NEW!	116.025.16.1
		Black, Matte Black Accent NEW!	116.025.DW.1
	Zinc	Chrome-Brushed** (AC Power – CLASS 2 power supply transformer included)	116.026.GH.1
		Red Gold-Brushed** (AC Power – CLASS 2 power supply transformer included)	116.026.QB.1
		Black Chrome-Brushed** (AC Power – CLASS 2 power supply transformer included)	116.026.QD.1
		Brass-Brushed** (AC Power – CLASS 2 power supply transformer included)	116.026.QF.1
		Chrome-Brushed ** (Battery/DC Power)	116.036.GH.1
		Red Gold-Brushed** (Battery/DC Power)	116.036.QB.1
		Black Chrome-Brushed** (Battery/DC Power)	116.036.QD.1
		Brass-Brushed** (Battery/DC Power)	116.036.QF.1

Hands-Free Actuators

0.125 GPF (0.5 LPF) flush volume

		Rough-in set for AC (REQUIRED accessory)	116.028.00.1
		Rough-in set for (Battery/DC Power) (REQUIRED accessory)	116.038.00.1
	Stainless	Cover frame (optional accessory), Brushed Stainless Steel-Polished Stainless Steel* (AC/DC Power)	241.925.SN.1
		Matte Black Coated, Black Accent NEW!	241.925.16.1
		Black, Matte Black Accent NEW!	241.925.DW.1
	Zinc	Cover frame (optional accessory), Chrome-Brushed* (AC/DC Power)	241.926.GH.1
		Cover frame (optional accessory), Red Gold-Brushed* (AC/DC Power)	241.926.QB.1
		Cover frame (optional accessory), Black Chrome-Brushed* (AC/DC Power)	241.926.QD.1
		Cover frame (optional accessory), Brass-Brushed* (AC/DC Power)	241.926.QF.1

Remote Programming Accessory for Hands-Free Actuators



"Service Handy" remote programming
device for Geberit touch-free devices

** Finishes follow this pattern = Frame-Button

*** Finishes follow this pattern = Plate-Trim-Button



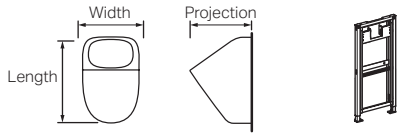
Products marked with this symbol are compatible with the Geberit Control App. See note on the last page.

COMPATIBLE WALL-HUNG URINALS

Geberit Installation Systems and wall-hung urinal combinations marked with this symbol (■) in the table are compatible. Please note that all dimensions are approximations.

0.5 GPF (1.9 LPF)*

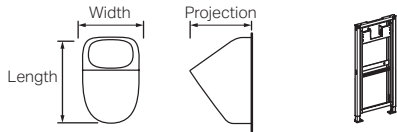
All urinal dimensions are shown as follows:



Brand Name	Model Number**	Model Name	111.625 Urinal Carrier	Projection (Urinal dimensions in inches)	Length (Urinal dimensions in inches)	Width (Urinal dimensions in inches)
Duravit	082135	Starck 3	■	13-3/4	22-5/8	13
	280930	ME by Starck	■	13-3/4	23	11-3/4

0.125 GPF (0.5 LPF)*

All urinal dimensions are shown as follows:



Brand Name	Model Number**	Model Name	111.625 Urinal Carrier	Projection (Urinal dimensions in inches)	Length (Urinal dimensions in inches)	Width (Urinal dimensions in inches)
Laufen	840975	Il Bagno Alessi One	■	11-3/8	23	12-3/4

* Combination meets EPA WaterSense when combined with Geberit urinal carrier and with EPA WaterSense certified Geberit urinal flushometer controls.

** Consult urinal manufacturers for up-to-date model numbers and availability.

GEBERIT URINAL ACTUATORS

Single-Flush Actuators for Urinals

HANDS-FREE APPLICATION

- For automatic "hands free" sensing and flush actuation in hygienic or ADA compliant applications
- For public or residential spaces
- For new installations or retrofit to existing Geberit Duofix 111.625 urinal frame installs
- For low consumption urinal 0.125 GPF (0.5 LPF) or 0.5 GPF (1.9 LPF) flush volume

HANDS-FREE SPECIFICATIONS

- Detection distance: 4 - 20 in (10 - 50 cm)
- Flush time: 3 - 15 s (default time 4 s); can be manually adjusted
- Automatic hygiene flush: 24 h after last flush cycle
- Operating voltage:
3 V DC / Power input < 0.5 W
- For mains power, current draw is less than 1.5 amps. Recommended minimum wire size AWG 20 or as required by local code.
- Battery lifetime*:
Lithium – 2 years
Alkaline – 1.5 years
- User detection time: 7 s
- Flow rate at 15 psi (1 bar):
1.3 gpm (0.08 l/s) for 0.125 gpf (0.5 lpf) units with 9 l/m flow limiter
2.1 gpm (0.13 l/s) for 0.5 gpf (1.9 lpf) units with 14 l/m flow limiter
4.4 gpm (0.28 l/s) for all units without flow limiter
- Humidity < 100 % relative
- Operating pressure range:
14 - 116 psi (1 - 8 bar)
- Max. fluid temp: 86°F (30°C)

COMMUNICATION

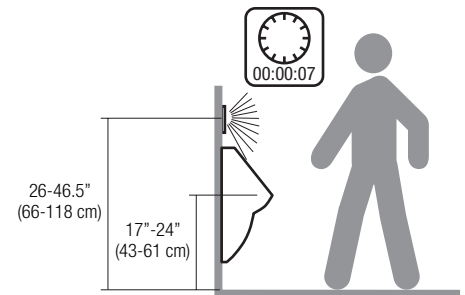
- Device settings and operation with iOS or Android smart phones via integrated Bluetooth® interface
- Compatible with Geberit Control App
- Service agreement required to enable app features
- Operation is independent of app enablement, i.e. app signup not required
- Functions can also be set and queried with the Geberit Service Handy 115.860.00.1

HANDS-FREE SCOPE OF SUPPLY

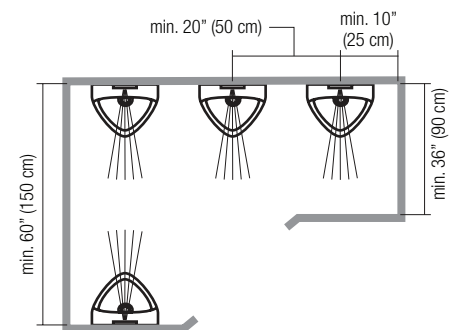
- Cover plate with infrared window (replaceable), and with securing bar
- Infrared control, premounted on fixation frame
- Solenoid valve
- Fastening material
- Battery box and 2x "AA" lithium batteries*
- 120 V 60 Hz or 230 V 50 Hz Class 2 Power supply included**

HANDS-FREE FEATURES

- Proven infrared triangulation detection method with background fade-out and auto-calibration to environment
- Latching solenoid valve with chloramine resistant EPDM diaphragm and protected by dual-stage filters
- "Low battery" warning (2-stage: flashing LED when battery starts to go low; continuous red light when cannot flush)*
- Dynamic flushing time reduction during periods of high traffic to reduce water consumption
- Vandal resistant metal cover plate and independent sensor electronics to prevent tampering
- Pre-installed electrical connectors with cross-polarity protection (one-way connection)
- Tool-free maintenance, with access to battery box and flush valve behind the actuator plate
- Battery change can be performed without turning off water*
- Mounting frame overlaps wall by 5/8" (15 mm) to protect against water infiltration
- Standard dummy flush tube allows pipes to be flushed clean prior to installation of flush valve, lengthening valve life



With urinal flush controls a minimum distance of 36" (90 cm) to the opposite wall must be observed to ensure problem-free detection. If urinal flush controls are mounted on opposite walls, a distance of 60" (150 cm) must be observed. Urinal flush controls mounted next to one another must be at least 20" (50 cm) apart.



Installing highly reflective surfaces (such as mirrors) in the immediate vicinity of the urinal flush control should be avoided, as these can lead to incorrect releases and malfunctions.

Geberit product is ADA compliant when fixture and actuator are installed at proper heights



Geberit
2100 S. Clearwater Drive
Des Plaines, IL 60018
USA

P 847-803-7777
F 847-849-1845

www.geberit.us