

25 245

EUROSMART®

4-HOLE SINGLE HANDLE DECK MOUNT
ROMAN TUB FAUCET WITH
6.6 L/MIN (1.75 GPM) HAND SHOWER

Pure Freude
an Wasser





STANDARD SPECIFICATION:


- GROHE SilkMove®
- GROHE StarLight®
- 6 7/16" Spout reach
- 4 5/16" Aerator reach
- Single lever control
- Tempesta hand shower (26 047), 6.6 L/min (1.75 gpm)
- Metal shower hose





PRODUCT FEATURES:

-  GROHE StarLight®
-  GROHE SilkMove®

CERTIFICATIONS:

- 
- CEC Certified
- CALGreen Compliant
- Massachusetts Plumbing Board Approved
- Energy Policy Act of 1992
- CSA B125.1
- ASME A112.18.1

AVAILABLE FINISHES:

-  25245003 GROHE StarLight® Chrome
-  25245EN3 Brushed Nickel InfinityFinish™

NOTE: Install this product according to the installation guide. ADA, CSA compliant when installed to the specific requirements of these regulations.

Tel: 1.888.644.7643 Fax: 1.905.366.2071
We reserve the right to make revisions without notice to product specifications.
For the most current Specification Sheet, go to www.grohe.ca.
12-15-2021

PART OF **LIXIL**

