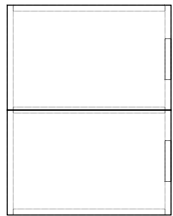


Bathroom storage cabinets can be stacked or mounted as a single cabinet on the bathroom wall. This type of storage cabinet can be filled with everything from towels to extra toiletries. Bliss Storage cabinets are often wall-mounted for convenience and ease of use.

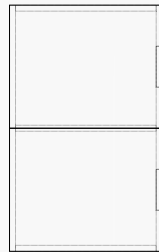
Find the Correct Mounting Position

Using a stud finder, mark the location of the wall studs in the area where you want to hang your wall-mounted bathroom cabinet. Hanging your cabinet on wall studs will ensure that your cabinet will not collapse off of the wall when you place any heavier items in it. If the pre-drilled holes not match the wall studs, additional holes can be drilled on the Wood Bar or Linen Cabinet.


FRONT VIEW



SKU: ALT24

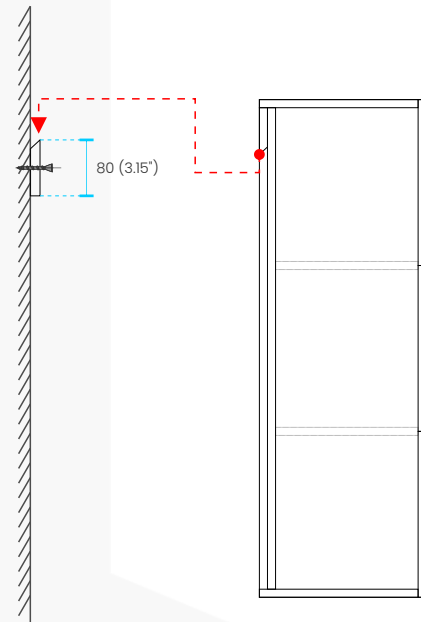


SKU: SLBS28



SKU: SLBS59

CUT SIDE VIEW



| SKU | Dimensions: | width | depth | height | Description |
|--------|-------------|--------|-------|--------|---|
| ALT24 | inches | 13.75" | 5.25" | 23.6" | 2 Large Storage Areas w/ Soft Closing Doors |
| SLBS28 | | 12.6" | 12" | 27.6" | 2 Large Storage Areas w/ Soft Closing Doors |
| SLBS59 | | 17.75" | 12" | 59.1" | 3 Large Storage Areas w/ Soft Closing Doors |
| ALT24 | mm | 349 | 133 | 600 | 2 Large Storage Areas w/ Soft Closing Doors |
| SLBS28 | | 321 | 305 | 702 | 2 Large Storage Areas w/ Soft Closing Doors |
| SLBS59 | | 451 | 305 | 1502 | 3 Large Storage Areas w/ Soft Closing Doors |

NOTE: DIMENSIONS AND TECHNICAL DETAILS ARE SUBJECT TO CHANGE WITHOUT NOTICE