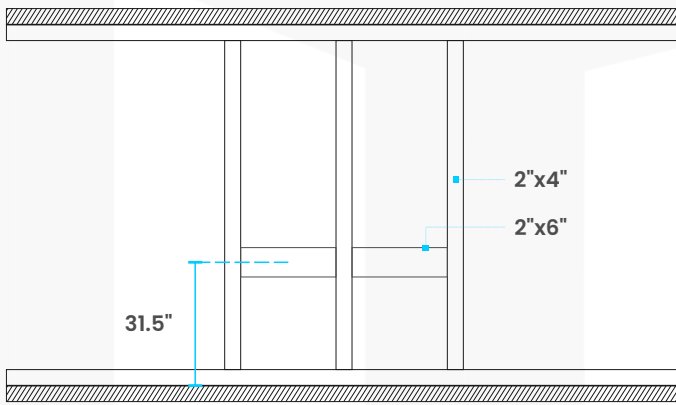
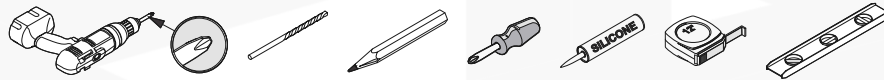


**INSTALLATION GUIDE**

**How to Install a FIORE Countertop**

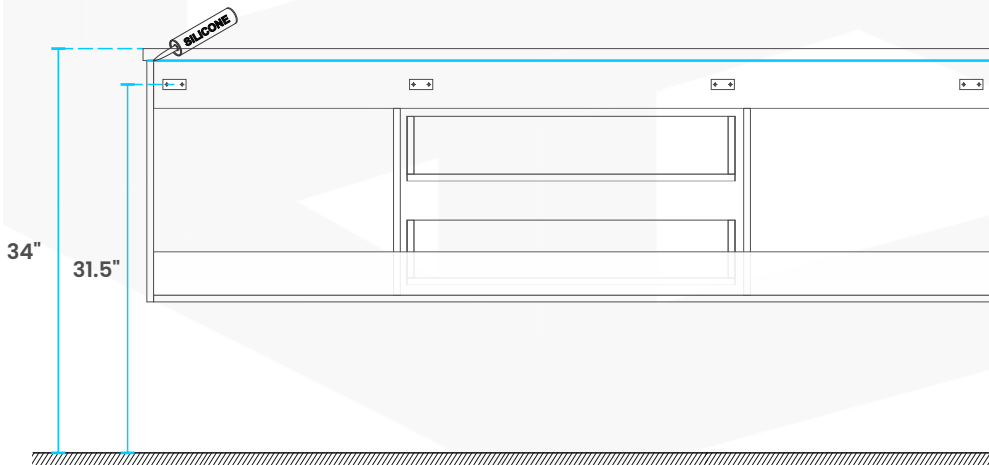
Tools Required for Assembly



**Wall Preparation**

Install 2"x6" lumber between the wall studs. Suggested distance from finished floor will be 31.5" to the center from the floor if the desired finished height of the Vanity is 34" from the floor to the top of the finished countertop.

**Vanity Installation**



1. Align and level mounting Brackets according to horizontally reinforcement lumber and desired cabinet height.
2. Mount Vanity on to the wall brackets.
3. Add a dap of silicone to the corners of the Cabinet.
4. Gently position and align Counter top Sink onto Vanity.

