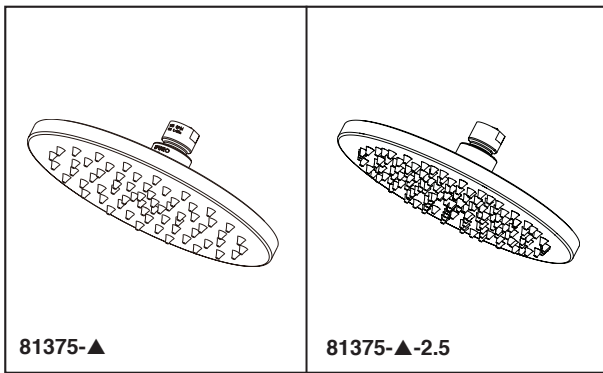


BRIZO®

SHOWER HEAD

■ Round Shower head



STANDARD SPECIFICATIONS:

- Max. flow rate 1.75 gpm @ 80 psi, 6.6 L/min @ 550 kPa (81375-▲)
- Max. flow rate 2.5 gpm @ 80 psi, 9.5 L/min @ 550 kPa (81375-▲-2.5)
- Standard 1/2" pipe fitting connection
- Wrench flats for tightening
- Solid fabricated brass showerhead
- Shower head is intended for overhead raincan orientation.
- Ball connector rotates and pivots.

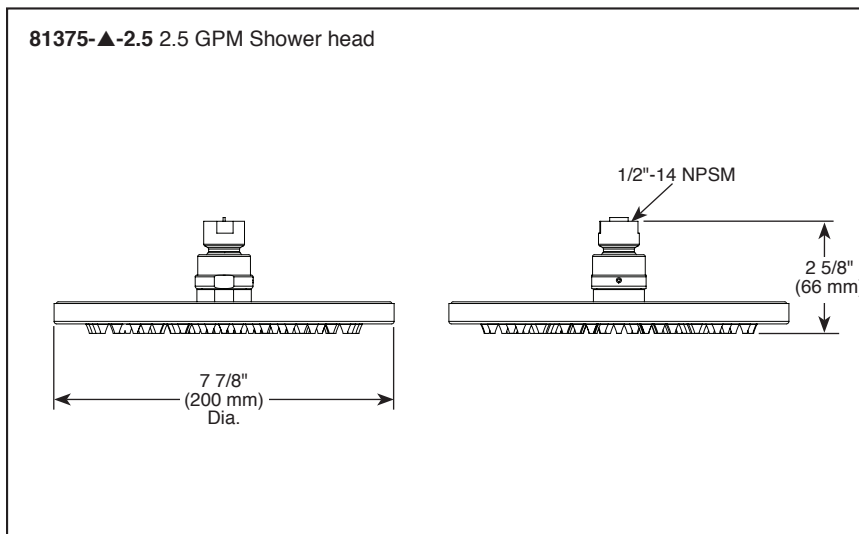
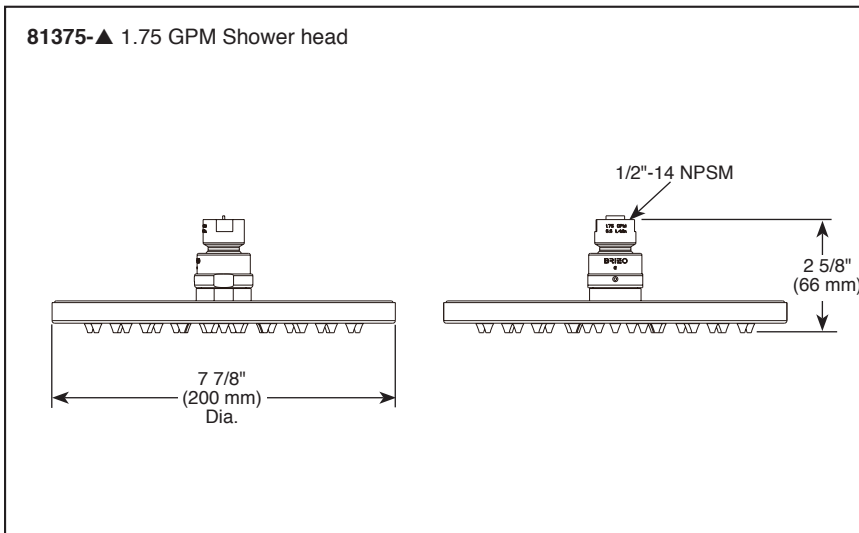
WARRANTY

- Parts and Finish - Lifetime limited warranty; or for commercial purchasers, 10 years for multi-family residential (apartments and condominiums) and 5 years for all other commercial uses, in each case from the date the product is received by the original purchaser or their authorize representative (installation contractor, etc.).
- Please go to www.brizo.com for the complete details of our limited warranty.



COMPLIES WITH:

- ASME A112.18.1 / CSA B125.1
- EPA WaterSense® - Applies to 81375-▲ only



▲ Designate proper finish suffix

Brizo Kitchen & Bath Company reserves the right (1) to make changes in specifications and materials, and (2) to change or discontinue models, both without notice or obligation. Dimensions are for reference only. See current full-line price book or www.brizo.com for finish options and product availability.

BSP-B-81375 Rev. F

Brizo Kitchen & Bath Faucet Company

55 E. 111th Street, Carmel, IN 46280
 350 South Edgeware Road, St. Thomas, ON N5P 4L1
 © 2024 Brizo Kitchen & Bath Faucet Company