

# Stonea 6036 Solid Surface Universal Shower Base

Model number:	107915-000-270-000
---------------	--------------------

Dimensions:59" x 35.375" x 1"

Installation:Alcove or Corner

Material:SMC



### Standard Features:

- This universal base can be installed in an alcove and a left or right corner. Add-on flanges are included, but not pre-installed for ultimate installation flexibility
- Versatile base designed to be installed either floor-mounted with a low threshold or recessed in the floor for an even lower threshold to accommodate your needs
- The integrated stone texture provides an anti-slip design for added safety
- Designed with a color match hidden drain plate for a sleek and seamless look
- Durable one-piece base construction with molded reinforcement for rock-solid strength and lasting performance

### Product characteristics:

- Low Threshold
- Textured Bottom Surface
- Easy to Clean



### Code Compliant:

CSA

### Standard Colors:



Certifications



adhere to one or more of the f

# Stonea 6036 Solid Surface Universal Shower Base

**Model number:**

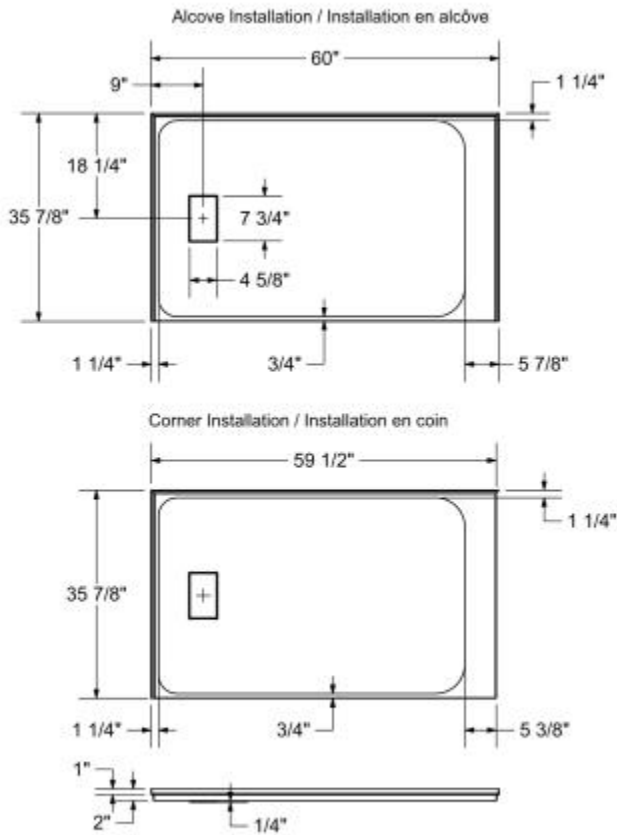
107915-000-270-000

**Dimensions:** 59" x 35.375" x 1"

**Installation:** Alcove or Corner

**Material:** SMC

BASE MODEL/ MODELE DE BASE



## Dimensions

59 x 35 1/2 x 1 In.  
(1499 x 899 x 25 mm)

## Weight

44 lbs - 20 kg

## Shape

Rectangular

## Drain location:

End

- All dimensions are approximate/Les dimensions sont approximatives
- Structure measurements must be verified against the unit to ensure proper fit/Dimensions de l'unité doivent être vérifiées avant l'installation
- Installation to be completed in accordance with manufacturer's specifications/Installation doit être faite selon les instructions du fabricant
- Do not scale drawings/Ne pas mettre à l'échelle les dessins

Project: \_\_\_\_\_

Contractor: \_\_\_\_\_

Representative: \_\_\_\_\_

Date: \_\_\_\_\_

Tel: \_\_\_\_\_

Notes: \_\_\_\_\_

\_\_\_\_\_

\_\_\_\_\_

# MAAX

following certifications: